Match the Same Picture

Name _____ **Date** _____

Look at each picture. Draw a line to the picture that is exactly the same.



Tip for parents and teachers
Say each picture name aloud, then look closely: are the two pictures exactly the same? Start with the easiest pair and let your child draw the line.

© KidsTracing.com • Free for personal & classroom use • Not for sale or resale

Shadow Matching

Name _____ **Date** _____

Look at each picture. Draw a line to its matching shadow.



Tip for parents and teachers

Look at the shape first: is it tall or wide? Does it have wings, wheels or a handle? Talk about these clues, then draw a line to the matching shadow.

© KidsTracing.com • Free for personal & classroom use • Not for sale or resale

Find the Different One

Name _____ **Date** _____

Look at the four pictures in each row. Circle the one that is different.

1 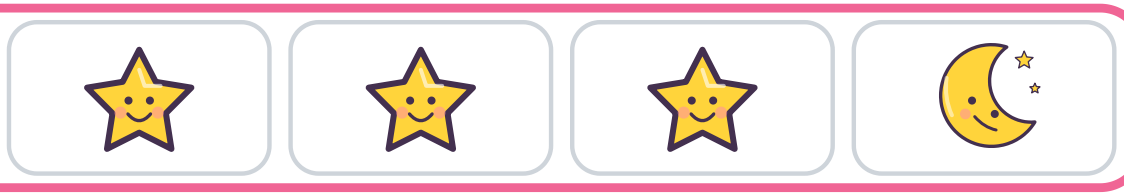

2 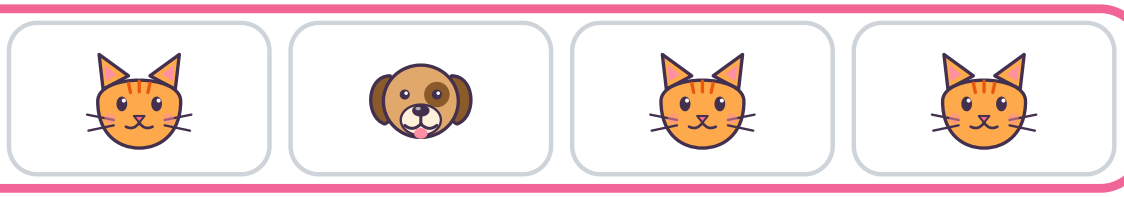

3 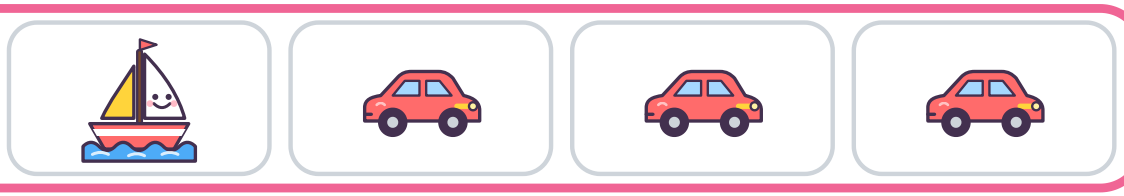

4 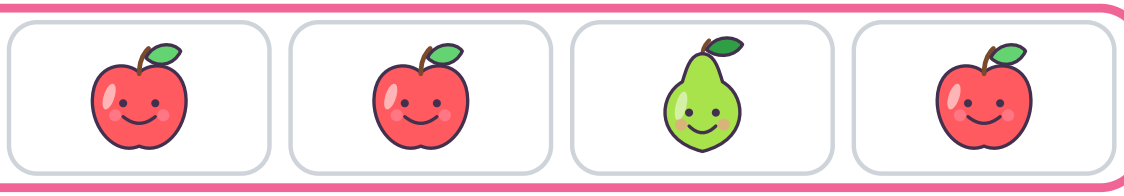

5 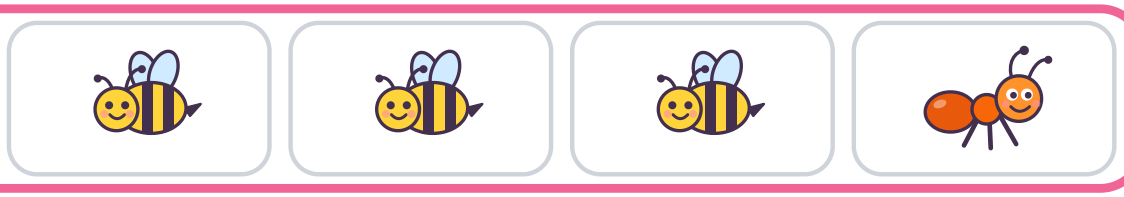

6 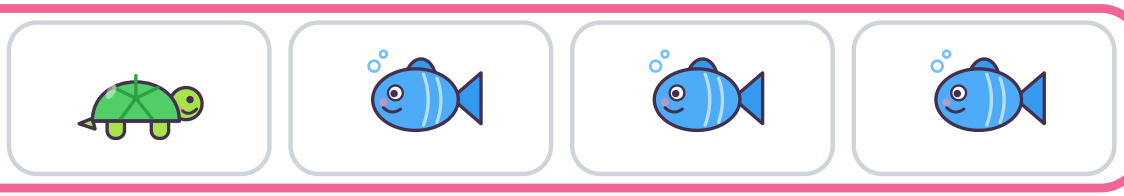

Tip for parents and teachers
Let your child point to the different picture first, then circle it. Ask: What is different about it? Naming the difference builds careful looking.

© KidsTracing.com • Free for personal & classroom use • Not for sale or resale

Which Way Is It Facing?

Name _____ **Date** _____

Look at the first picture. Circle the same picture facing the same way.



Tip for parents and teachers

Point out which way the first picture faces (left or right). Compare each choice with it. Mixed-up directions are normal at this age.

© KidsTracing.com • Free for personal & classroom use • Not for sale or resale

Spot the Differences

Name _____ **Date** _____

Look at both pictures. Circle 5 things that are different in Picture 2.

Picture 1



Picture 2



Differences I found: ○ ○ ○ ○ ○

Tip for parents and teachers

Look at one object at a time in Picture 1, then find it in Picture 2. Tick a circle each time you find a difference. Count how many are left to find.

© KidsTracing.com • Free for personal & classroom use • Not for sale or resale

Find and Count

Name _____ **Date** _____

Look carefully. Count each picture in the big picture and write the number.





How many? ☐



How many? ☐



How many? ☐



How many? ☐

Tip for parents and teachers
Find one kind of picture at a time and put a small dot on each one as you count it. Counting carefully, one by one, is the aim, not speed.

© KidsTracing.com • Free for personal & classroom use • Not for sale or resale

Find the Same Pattern

Name _____ **Date** _____

Look at the pattern. Circle the row that has the same pattern.

1  **Find this pattern:**



2 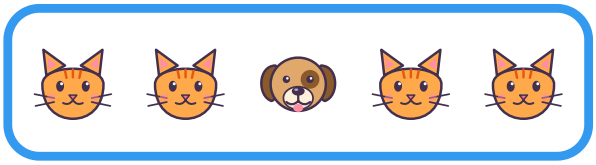 **Find this pattern:**



3  **Find this pattern:**



4  **Find this pattern:**

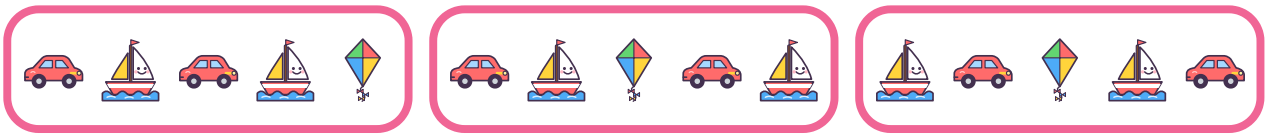

Tip for parents and teachers
Say the pattern out loud, like cat, cat, dog, cat, cat. Then say each choice and check where it starts to look different. Clapping the rhythm helps.

© KidsTracing.com • Free for personal & classroom use • Not for sale or resale

What Is Missing?

Name _____ **Date** _____

Look at the top row. Draw the picture that is missing in the bottom row.

1 Look at this row.



Which picture is missing? Draw it in the yellow box.



2 Look at this row.



Which picture is missing? Draw it in the yellow box.



3 Look at this row.



Which picture is missing? Draw it in the yellow box.



Tip for parents and teachers

Name each picture in the top row out loud, then look at the bottom row and say which one is not there. Ask your child to draw it in the empty box.

© KidsTracing.com • Free for personal & classroom use • Not for sale or resale

Find the Same Letter

Name _____ **Date** _____

Look at the first letter. Circle every letter that is the same.

b →	d	b	p	q	b	d
d →	d	p	b	d	q	d
p →	q	b	p	d	q	p
m →	m	w	n	m	u	w
n →	u	n	h	m	n	u
q →	p	g	q	d	p	q

Tip for parents and teachers
Say the letter name and its sound. Letters like b, d, p and q face different ways, so trace each one in the air with a finger before circling it.

© KidsTracing.com • Free for personal & classroom use • Not for sale or resale

Mixed Visual Skills Review

Name _____ **Date** _____

Show what you know! Do all four looking activities.

1 Match the same



2 Circle the different one



3 Match the shadow



4 Circle the same letter

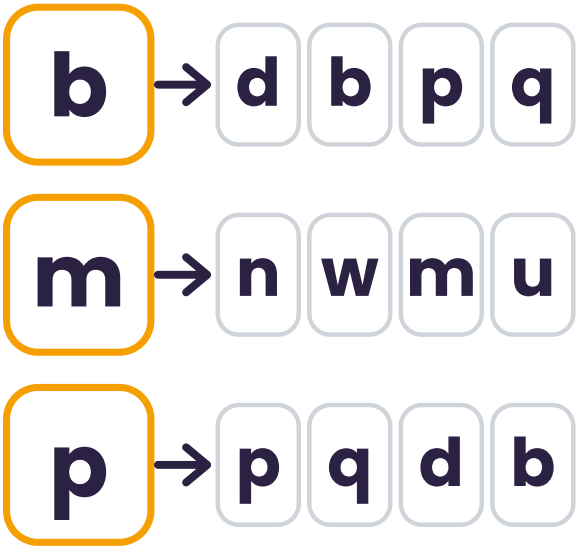

© KidsTracing.com • Free for personal & classroom use • Not for sale or resale