Trace the Rectangle

Name _____ **Date** _____

Start at the green dot. Trace, connect the dots, then draw your own.

Model

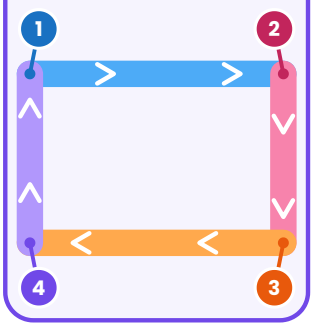

Trace



Trace



Trace



Trace the small ones

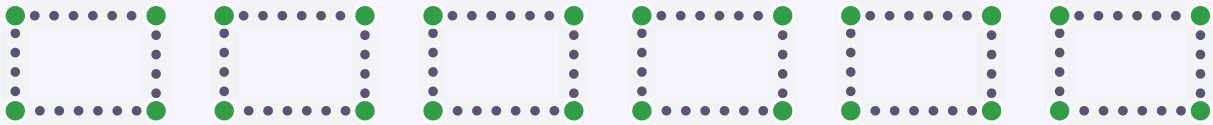

Connect the dots



Big, medium and small

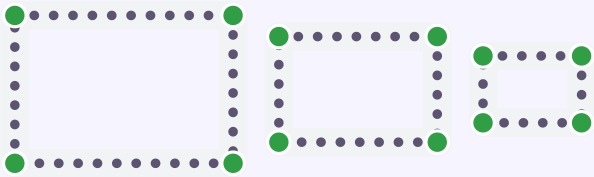

Now draw your own



Tip for parents and teachers

A rectangle has 4 corners and 4 sides, two long and two short. It is drawn like a square: across, down, back across, up. Ask: how is it different from a square?

© KidsTracing.com • Free for personal & classroom use • Not for sale or resale