Trace the Square

Name _____ **Date** _____

Start at the green dot. Trace, connect the dots, then draw your own.

Model

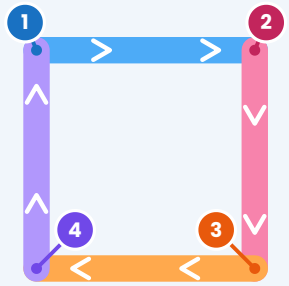

Trace

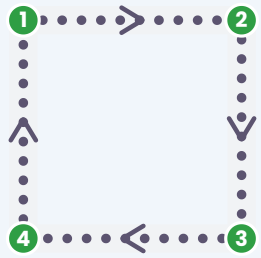

Trace

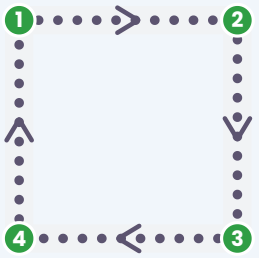

Trace

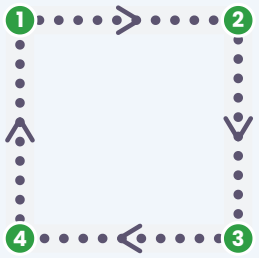

Trace the small ones

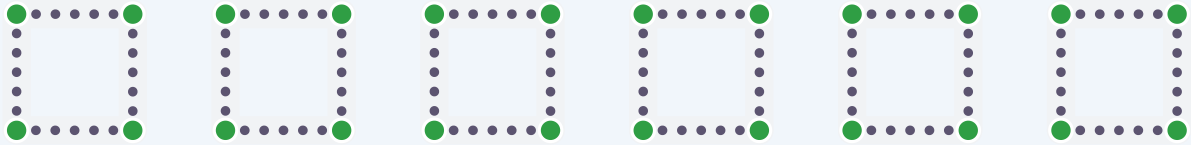

Connect the dots

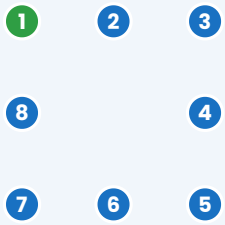

Big, medium and small

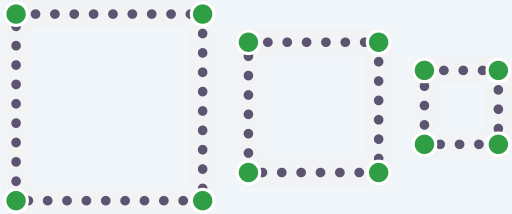

Now draw your own



Tip for parents and teachers

A square has 4 corners and 4 equal sides. Draw one side at a time: across, down, back across, up. The numbers 1 to 4 show the order many schools teach.

© KidsTracing.com • Free for personal & classroom use • Not for sale or resale