Trace the Circle

Name _____ **Date** _____

Start at the green dot. Trace, connect the dots, then draw your own.

Model

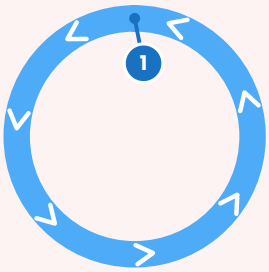

Trace

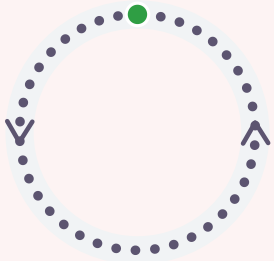

Trace

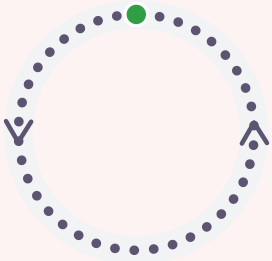

Trace

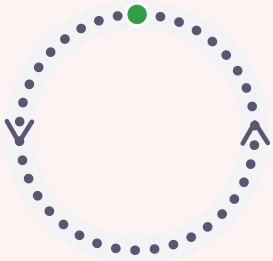

Trace the small ones



Connect the dots

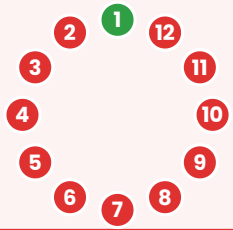

Big, medium and small



Now draw your own

Tip for parents and teachers

A circle has no corners and no straight sides. Start at the green dot at the top and go round to the left (counter-clockwise). Ask: where does it start and end?

© KidsTracing.com • Free for personal & classroom use • Not for sale or resale