Cut Out the Shapes

Name _____ Date _____

Cut around each shape on the dashed line. Turn the paper as you cut.

circle



square



triangle



rectangle



heart



star



Tip for parents and teachers

Cut a little outside the line first, then trim closer when you feel confident.
Glue the finished shapes on paper to make a shape picture.

© KidsTracing.com • Free for personal & classroom use • Not for sale or resale