My Name Practice

Name _____ **Date** _____

Write your name on the line. Then put one letter in each box and practice on the rows.

My name is _____

One letter in each box:

Tip for parents and teachers

Write your child's name in capital and small letters: the first letter is the big one.
Say the name, clap each letter, then count the letters together.

© KidsTracing.com • Free for personal & classroom use • Not for sale or resale

Trace Girl Names: Set 1

Name _____ **Date** _____

Trace each name on the dotted line. Then write it on the empty line.

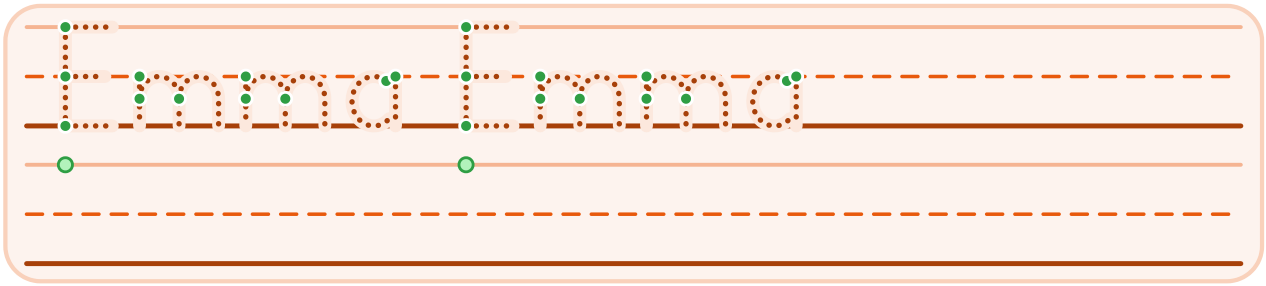

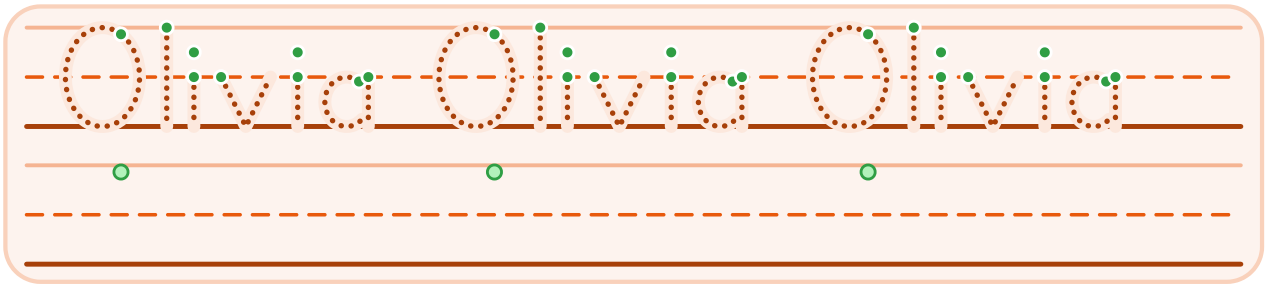

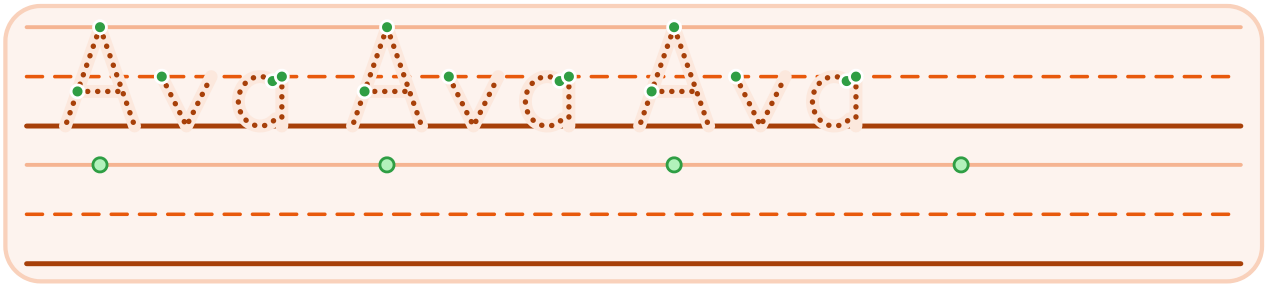

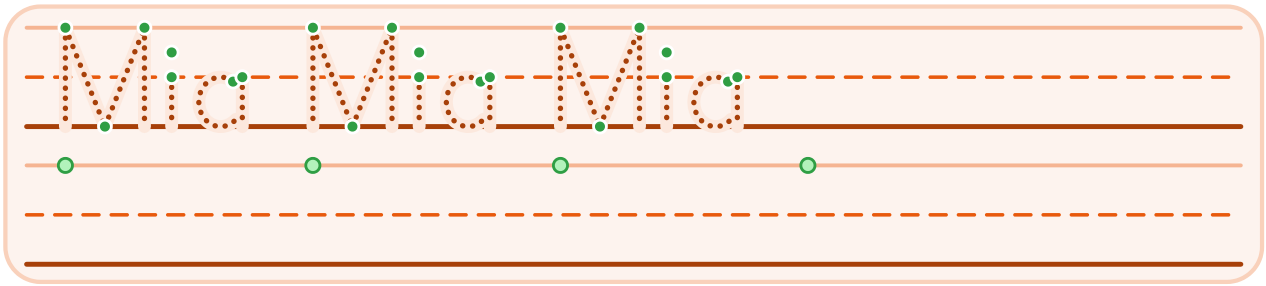

Tip for parents and teachers

Say each letter name as you trace. Start at the green dot and follow the dots. Then write the name on the empty line, with a pencil, from memory.

© KidsTracing.com • Free for personal & classroom use • Not for sale or resale

Trace Girl Names: Set 2

Name _____ **Date** _____

Trace each name on the dotted line. Then write it on the empty line.

Sophia Sophia

Amelia Amelia

Lily Lily Lily

Zoe Zoe Zoe

Tip for parents and teachers

Say each letter name as you trace. Start at the green dot and follow the dots. Then write the name on the empty line, with a pencil, from memory.

© KidsTracing.com • Free for personal & classroom use • Not for sale or resale

Trace Boy Names: Set 1

Name _____ **Date** _____

Trace each name on the dotted line. Then write it on the empty line.

Liam Liam Liam

Noah Noah Noah

Jack Jack Jack

Leo Leo Leo

Tip for parents and teachers

Say each letter name as you trace. Start at the green dot and follow the dots. Then write the name on the empty line, with a pencil, from memory.

© KidsTracing.com • Free for personal & classroom use • Not for sale or resale

Trace Boy Names: Set 2

Name _____ **Date** _____

Trace each name on the dotted line. Then write it on the empty line.

Oliver Oliver

Ethan Ethan Ethan

Lucas Lucas Lucas

Max Max Max

Tip for parents and teachers

Say each letter name as you trace. Start at the green dot and follow the dots. Then write the name on the empty line, with a pencil, from memory.

© KidsTracing.com • Free for personal & classroom use • Not for sale or resale

Trace Short Names

Name _____ Date _____

Trace the short name three times. Then write it two times on your own.

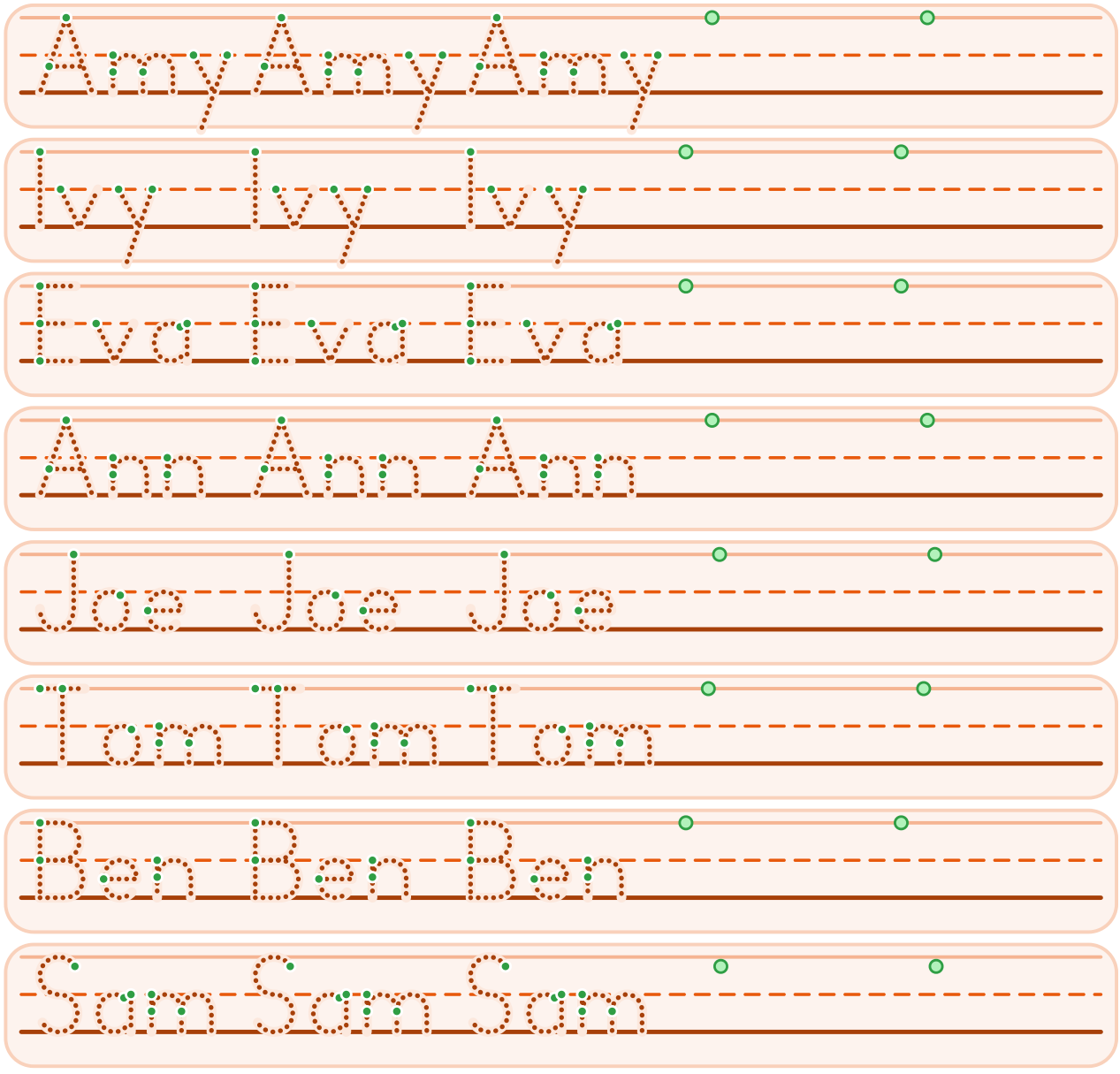

Tip for parents and teachers

Three-letter names are the easiest first words to write.
Trace the first three, then try the last two copies by yourself.

© KidsTracing.com • Free for personal & classroom use • Not for sale or resale

Count Name Letters

Name _____ **Date** _____

Read the name. Write one letter in each box. Then write how many letters it has.

Ivy

How many? ◯

Anna

How many? ◯

Chloe

How many? ◯

Daniel

How many? ◯

Michael

How many? ◯

Isabella

How many? ◯

Tip for parents and teachers

Say the name slowly and tap once for each letter.
Compare a short name and a long name: which has more letters?

© KidsTracing.com • Free for personal & classroom use • Not for sale or resale

Unscramble the Names

Name _____ **Date** _____

The letters of each name are mixed up. Put them in the right order in the empty boxes.

n e B	mixed-up letters
Y A m	mixed-up letters
Y R b u	mixed-up letters
w e n O	mixed-up letters
i D s a y	mixed-up letters
H n a a h n	mixed-up letters

Tip for parents and teachers

Cut out the mixed-up tiles if you like and move them around on the table.
Check each name by reading it out loud, from the first letter to the last.

© KidsTracing.com • Free for personal & classroom use • Not for sale or resale

Rainbow Name Writing

Name _____ **Date** _____

Write your name on each colored line. Use the crayon that matches the dot at the left.

Tip for parents and teachers

Use a crayon in the color shown at the left of each line.
Write your name once on each line: six colors make a rainbow of names.

© KidsTracing.com • Free for personal & classroom use • Not for sale or resale

Trace Family Words

Name _____ Date _____

Trace each family word on the dotted line. Then write it on the empty line.

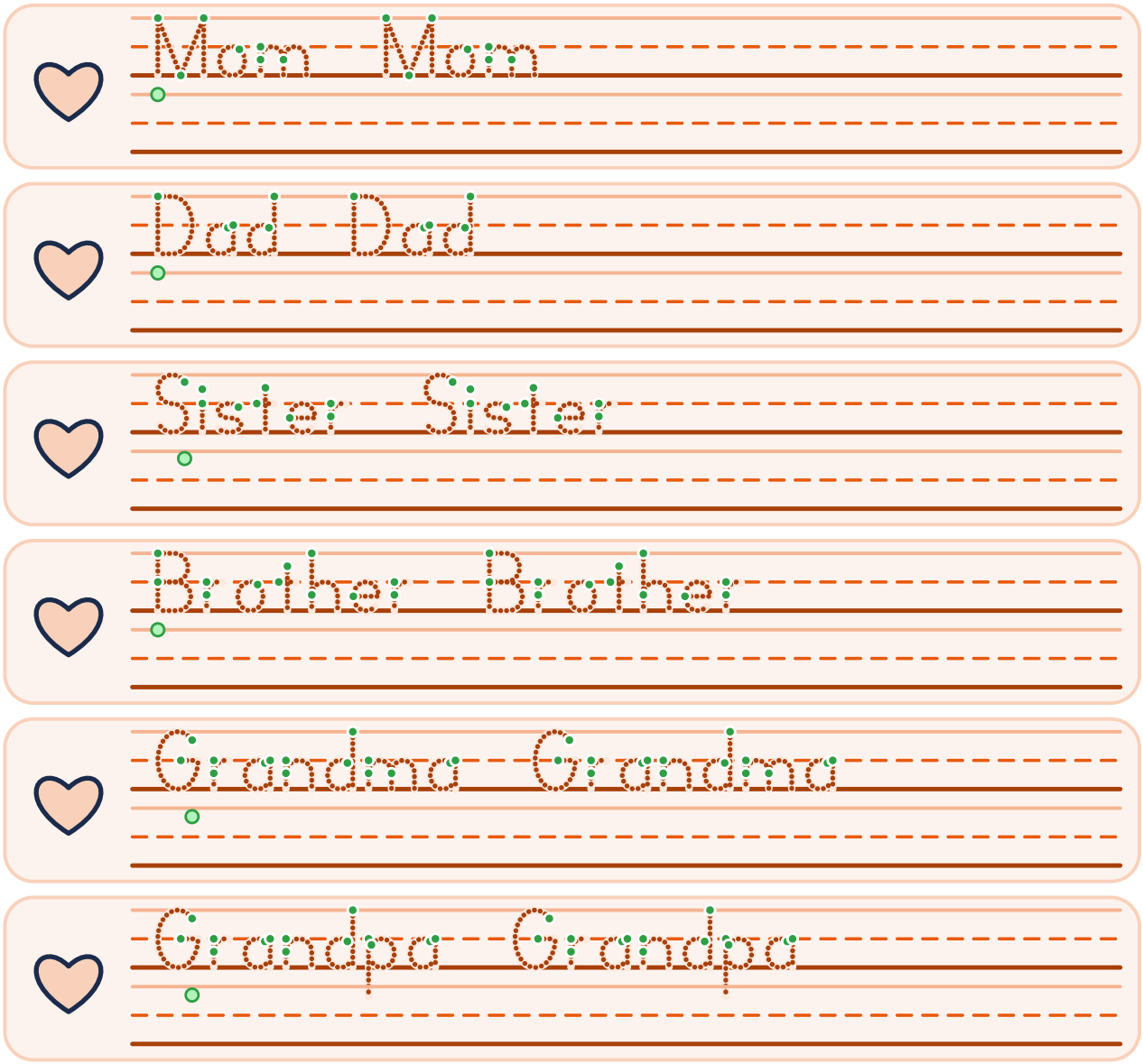

Tip for parents and teachers

Family words are names too: Mom, Dad, Sister, Brother, Grandma and Grandpa. Ask your child to say who each word is in their own family.

© KidsTracing.com • Free for personal & classroom use • Not for sale or resale