What Is a CVC Word?

Name _____ **Date** _____

Look at the three sounds. Circle the vowels. Tap, say, trace and write.

A CVC word has three sounds:



b — Consonant (C)

a — Vowel (V)

g — Consonant (C)

Circle the five vowels: a, e, i, o, u.

a	b	c	d	e	f	g	h	i	j	k	l	m
n	o	p	q	r	s	t	u	v	w	x	y	z

Say each word. Tap the three sounds. Trace, then write.







Tip for parents and teachers

A CVC word is Consonant-Vowel-Consonant, like b-a-g. Tap once for each sound. The five vowels are a, e, i, o and u. Every other letter is a consonant.

© KidsTracing.com • Free for personal & classroom use • Not for sale or resale

Short a Words: Trace and Write

Name _____ **Date** _____

Say the word. Tap each sound. Trace the letters, then write the word.

● Red = vowel ● Blue = consonant


b a g →


c a p →


f a n →


j a m →

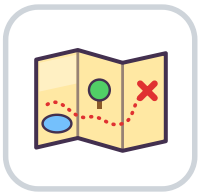
m a p →


v a n →

Tip for parents and teachers

Say the word slowly: c-a-p. Tap one finger for each sound, then trace the three letters. The red letter is the vowel. Short a makes the /a/ sound, like the first sound in "apple".

© KidsTracing.com • Free for personal & classroom use • Not for sale or resale

Short e Words: Trace and Write

Name _____ **Date** _____

Say the word. Tap each sound. Trace the letters, then write the word.

● Red = vowel ● Blue = consonant


b e d


n e t


w e b


j e t


l e g

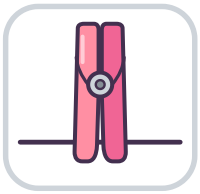
p e g

Tip for parents and teachers

Say the word slowly: b-e-d. Tap one finger for each sound, then trace the three letters. The red letter is the vowel. Short e makes the /e/ sound, like the first sound in "egg".

© KidsTracing.com • Free for personal & classroom use • Not for sale or resale

Short i Words: Trace and Write

Name _____ **Date** _____

Say the word. Tap each sound. Trace the letters, then write the word.

● Red = vowel ● Blue = consonant


b i b


k i d


l i d


l i p


p i n

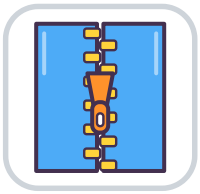
z i p

Tip for parents and teachers

Say the word slowly: p-i-n. Tap one finger for each sound, then trace the three letters. The red letter is the vowel. Short i makes the /i/ sound, like the first sound in "igloo".

© KidsTracing.com • Free for personal & classroom use • Not for sale or resale

Short o Words: Trace and Write

Name _____ **Date** _____

Say the word. Tap each sound. Trace the letters, then write the word.

● Red = vowel ● Blue = consonant


m o p →


p o t →


t o p →

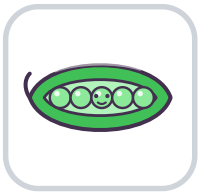
p o d →


r o d →


c o b →

Tip for parents and teachers

Say the word slowly: m-o-p. Tap one finger for each sound, then trace the three letters. The red letter is the vowel. Short o makes the /o/ sound, like the first sound in "octopus".

© KidsTracing.com • Free for personal & classroom use • Not for sale or resale

Short u Words: Trace and Write

Name _____ **Date** _____

Say the word. Tap each sound. Trace the letters, then write the word.

● Red = vowel ● Blue = consonant

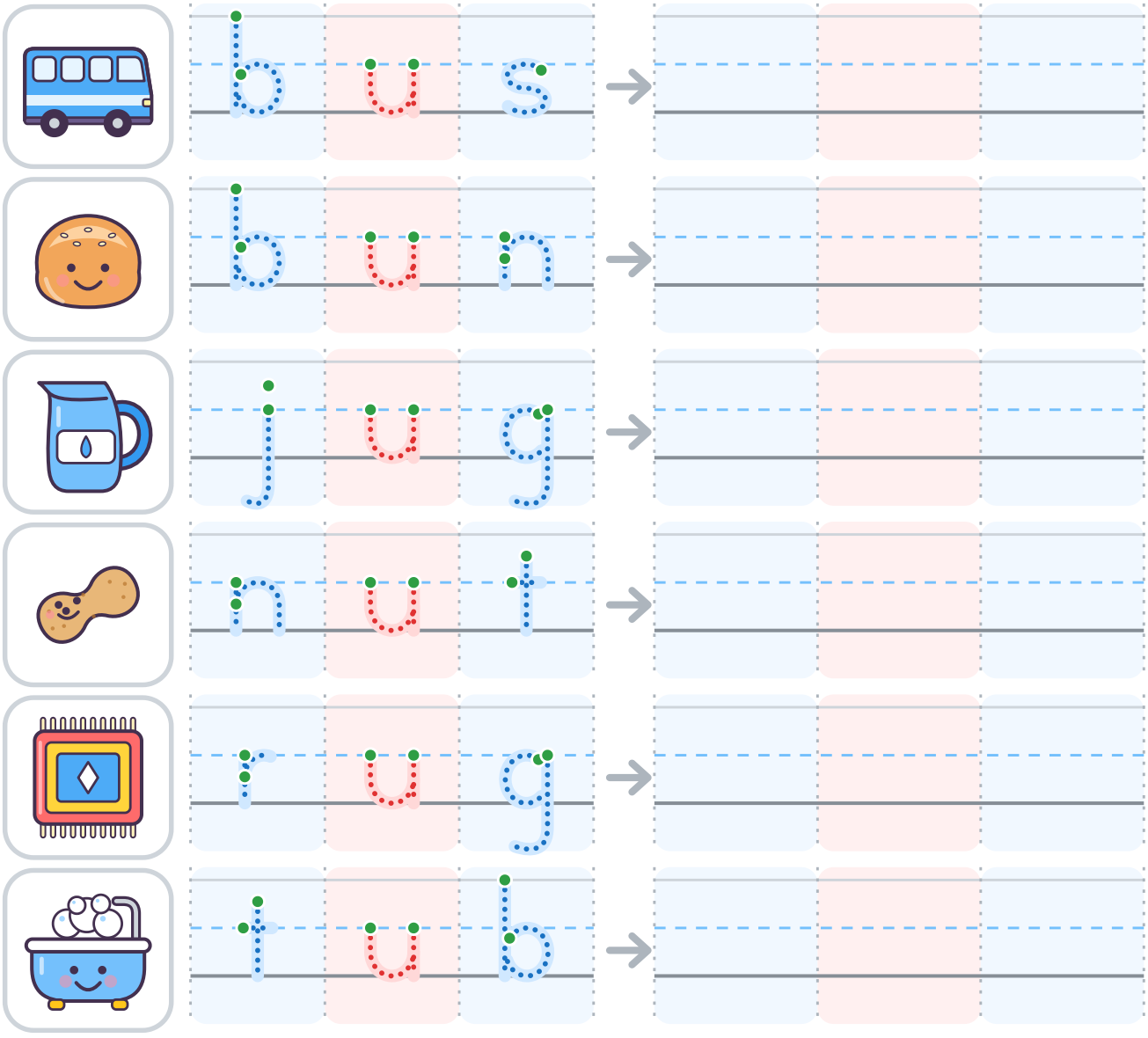

Tip for parents and teachers

Say the word slowly: b-u-s. Tap one finger for each sound, then trace the three letters. The red letter is the vowel. Short u makes the /u/ sound, like the first sound in "umbrella".

© KidsTracing.com • Free for personal & classroom use • Not for sale or resale

Match the Picture to the Word

Name _____ **Date** _____

Read each word. Draw a line from the word to its picture.





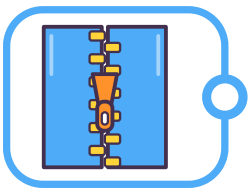







zip

jug

leg

cap

web

pot

Tip for parents and teachers

Say each word slowly, one sound at a time: c-a-p. Find its picture and draw a line. Start with the pictures you know. The red letter in the middle is the vowel.

© KidsTracing.com • Free for personal & classroom use • Not for sale or resale

Missing Middle Vowel

Name _____ **Date** _____

Say the word. Write the missing vowel in the pink box.

Vowels: a e i o u


b g


v n


n t

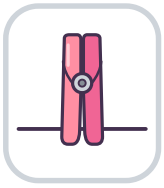
p g


p n

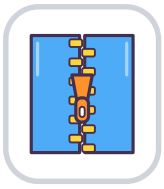
z p


m p


p t


b s


t b

Tip for parents and teachers

Every CVC word has a vowel in the middle. Say the word slowly and listen for the middle sound, then write the vowel: a, e, i, o or u. The vowel strip can help.

© KidsTracing.com • Free for personal & classroom use • Not for sale or resale

Circle the Beginning Sound

Name _____ **Date** _____

Say the picture name. Circle the letter that makes the first sound.



b m t

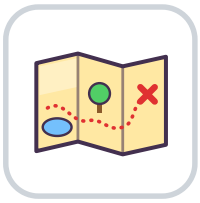

t b m



h c w



h n l



s g f



d s p



j p n

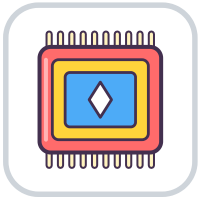

r g f



d l r



w z v

Tip for parents and teachers

Say the picture name and stretch the first sound: b-b-bag. Find the letter that makes that sound and circle it. Try the same game with objects around your home.

© KidsTracing.com • Free for personal & classroom use • Not for sale or resale

Sort by Vowel Sound

Name _____ **Date** _____

Read each picture word. Write it under the vowel in its middle.

Picture words


top


jug


web


map


zip


bus


pot


cap


bed


lid


tub


mop


fan


jet


pin

a	e	i	o	u

Tip for parents and teachers

Say each word and listen for the middle sound. Short a, e, i, o and u each get a column. Check by saying the word again and stretching its vowel sound.

© KidsTracing.com • Free for personal & classroom use • Not for sale or resale

Build the Word

Name _____ **Date** _____

Look at the picture. Put the letters in order and write the word.



p c a →



e t n →

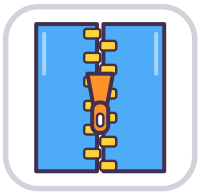

i p z →



o p m →



g j u →



e b w →

Tip for parents and teachers

Say the word first, then find the letter for each sound: first, middle, last. The red tile is the vowel, and it always goes in the middle of a CVC word.

© KidsTracing.com • Free for personal & classroom use • Not for sale or resale

CVC Word List Chart

Name _____ **Date** _____

Read down each list. Say each word slowly, one sound at a time.

a	e	i	o	u
bag	bed	bib	mop	bus
cap	net	kid	pot	bun
fan	web	lid	top	jug
jam	jet	lip	pod	nut
map	leg	pin	rod	rug
van	peg	zip	cob	tub
cat	hen	big	dog	cup
bat	pen	dig	fox	gum
ham	red	fin	hop	hug
pan	ten	pig	hot	mud
rat	wet	sit	log	run
sad	yes	six	box	sun

Tip for parents and teachers

Use the chart for reading practice: point to each letter, say its sound, then blend the sounds into the word. Cover a word and ask your child to write it from memory.

© KidsTracing.com • Free for personal & classroom use • Not for sale or resale