Cut and Paste: Sort the Sounds

Name _____ **Date** _____

Cut out the pictures. Glue each one under the letter it starts with.

Bb	Mm	Ss	Tt

Cut out the cards. Glue each picture under the letter it starts with.

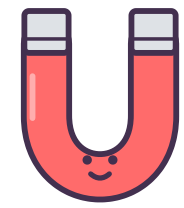








Tip for parents and teachers

Say each picture name and listen for its first sound. Cut on the dashed lines and glue each picture in its column. Ask your child to say the sound of each pile aloud.

© KidsTracing.com • Free for personal & classroom use • Not for sale or resale